



Greenough

Greenough Enterprises Co., Ltd.

LED luminaries Manufacturer and Exporter

Specification of 600X600MM 40W LED Panel light

Item: GNH2835-6060-40W

Power: 40W

Size: 595*595*11.5MM

Date: Dec 26th, 2014



Energy saving



Environmental-friendly



CRI>80



PF>95



3 Years
warranty



100 ~
240Vac



Dimmable
Optional



I. Product introduction

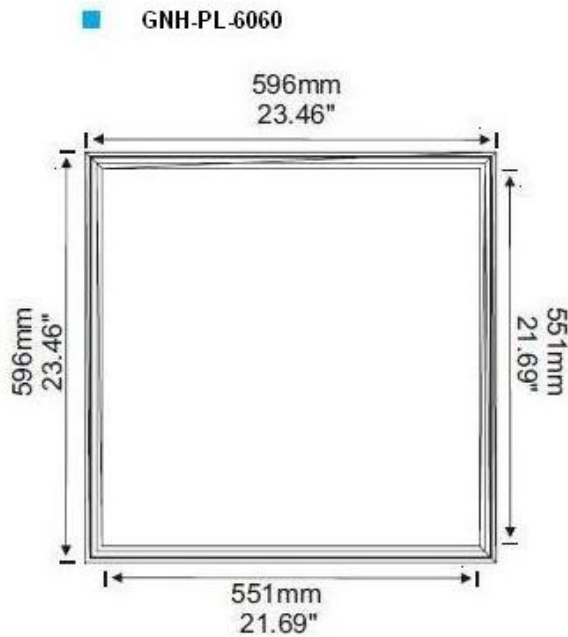
Characteristics

1. Energy saved up to 50%. high brightness, even lighting output
2. High Lumen: Reached 92LM/W
3. Elegant appearance, soft lighting and decoration efficiency
4. Special heat output design, life span up to 50,000 hours
5. 5-years life time
6. Wide range of input voltage: AC85-265V
7. Lighting convenience: instant lighting-on with no flickering
8. New high efficiency constant current driver
9. Special circuit design, each group of LEDs work separately, avoiding any problem of lighting output caused or influenced by single faulty LED
10. No electrical wave, conforming to CE ,FCC
11. Green environmental protection, lead-free material, conforming to ROHS
12. Health protection: no UV/IR; more comfortable for vision
13. Easy installation, can be hanged on the wall, the ceiling or kept flat on the ceiling
14. No RF interference



II. Specifications, parameters

1. Dimensional Drawing:

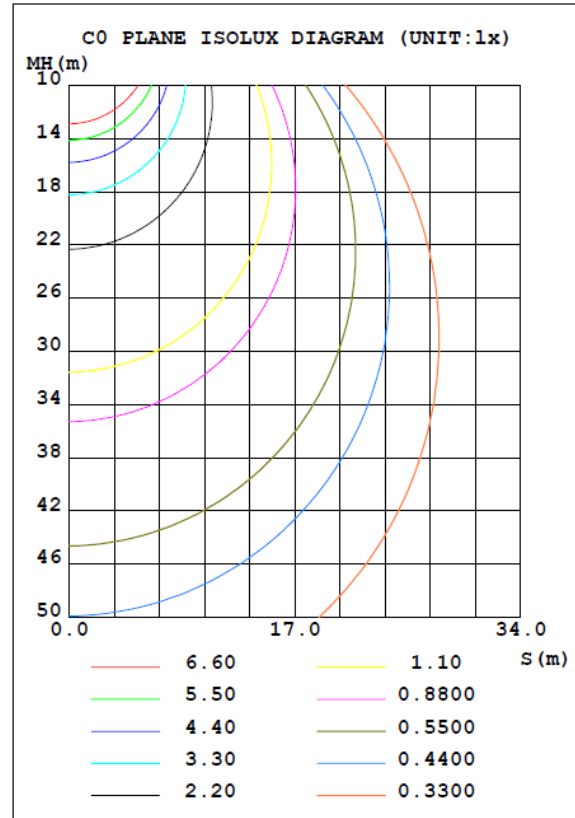
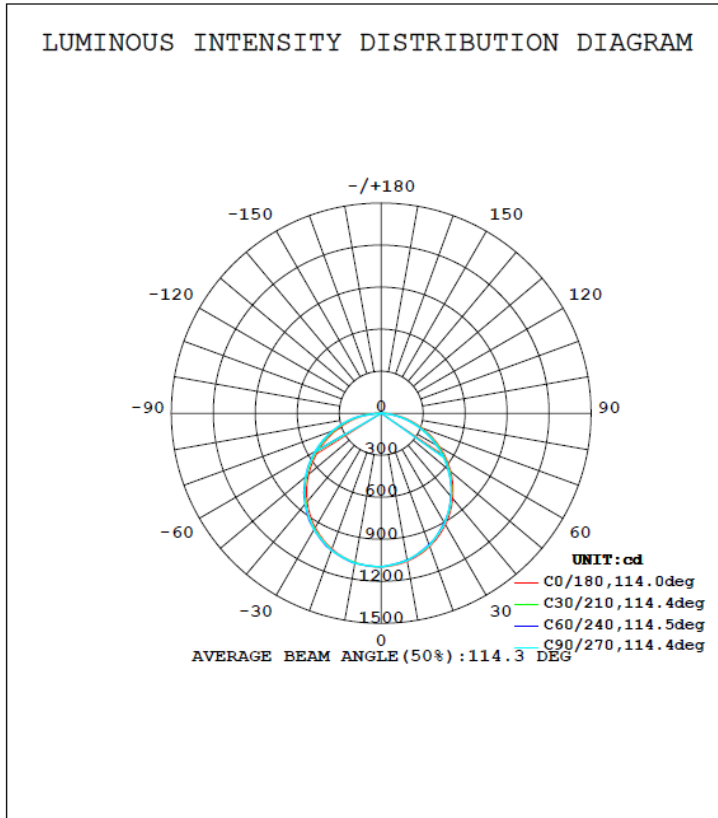


2. LED lighting technical parameters (***) Note: Different CCT LEDS has different optical properties. The deviation is less than 5% (***)

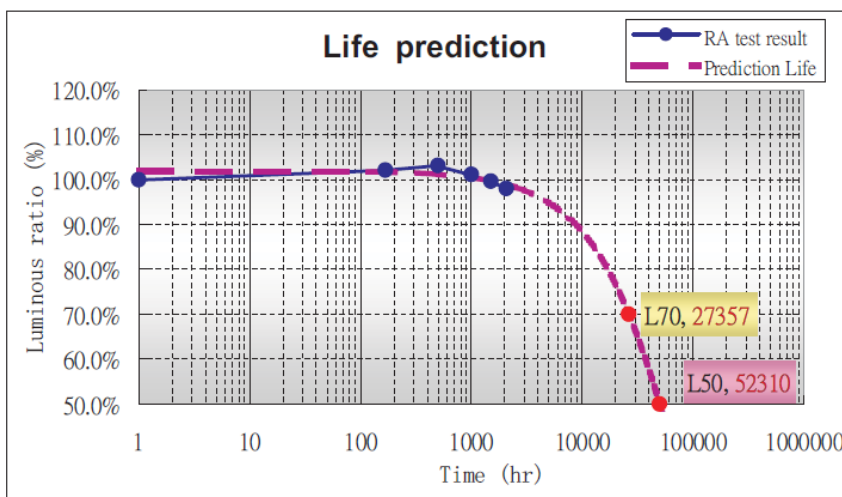
Model No.	LED No. (pcs)	Voltage (AC)	Size (MM)	Power	CCT	LED style	Flux(LM)	Beam angle	CRI(Ra)
GNH2835-6 060-40W	264	85-265V	595*595*11.5	40W	2800-6500K	SMD2835	3600-3800 LM	150°	70-80



3. Light Distribution and Iso-illuminance curve:



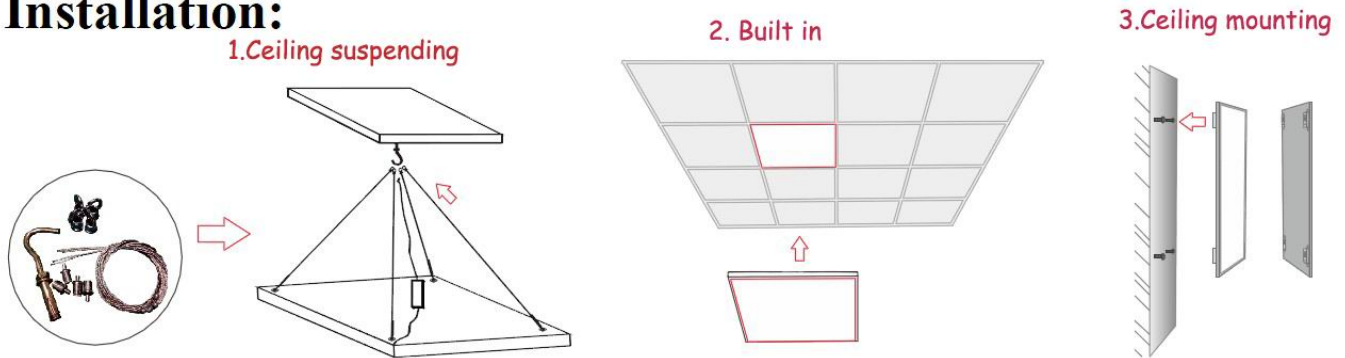
4. LED's Life prediction



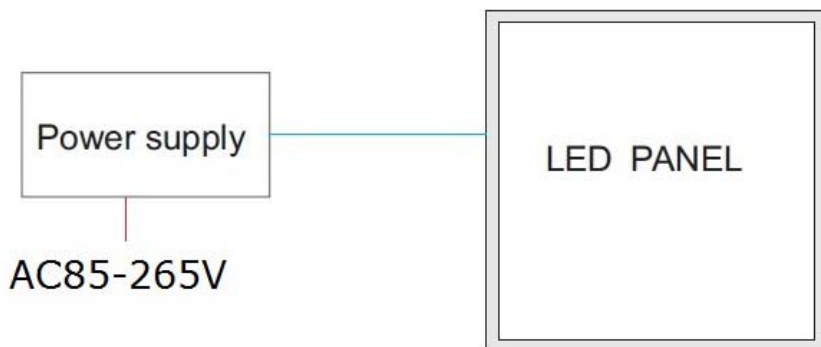


5. Installation:

Installation:



6. Circuit Connection Diagram:



Attention on Installation:

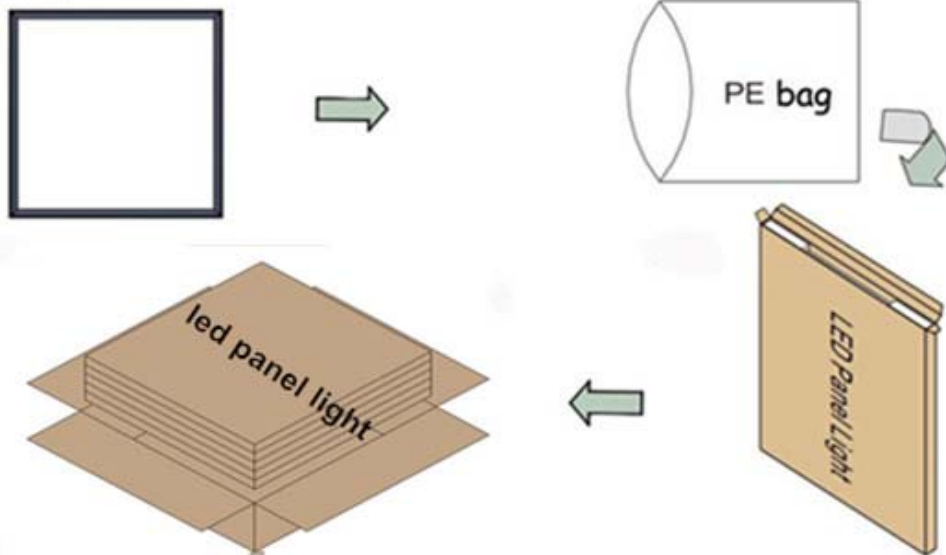
1. Panel lights should be installed by trained electronic technician.
2. Please check all the accessories when open the cartons.
3. The distance between the light and any flammable materials must be more than 0.2m. The distance between the upper part of the installed light and the ceiling must not be less than 2 cm. Don not install into ceilings or walls that contain heat source. The main cable must not connect with the low voltage cable or the surface-mounted lights.
4. Guide the lights' connecting cables through the drilled hole, and fix the surface-mounted lights with the pre-fitted clips. Make sure that these are securely connected to the base material.
5. When laying the cables, make sure that the cables and plugs are not subjected to any tensile or twisting forces. Do not kink cables. Output cables should be laid separately and at a distance from other cables.
6. After installation, connect the transformer to the mains supply
7. Proceed by connecting the wiring cables to the lights. Usually, the brown (or black) wire is the Live wire, connect it with the terminal marked "L". The blue wire is Naughty wire; connect it with the terminal marked "N".
8. Use the dedicated LED drivers only, do not connect to other loads
9. Do not remove the label of the lights and drivers.



7. Packing way:

Part No.	Package dimension	Net Weight/one lamp	Gross Weight
GNH2835-6060	700*660*180mm, 5pcs/carton	4.00kg/pc	23.00kg

Packing way:





8. Notes on Using:

1. Please always use the light out of its package.
2. Before starting use of the light, please check if the light was damaged during transportation. If any damage shown, please DO not install or use it.
3. Any maintenance should be performed by trained professionals only.
4. Keep packaging material away from the reach of children and pets.
5. Caution: Keep children away from the lights, there are some small components that may be swallowed by children, and never allow them to play with electronic devices.
6. Try to avoid looking directly at lights for a long time. Do not shine the LED light in another person's eyes.
7. Never cover the lights by other objects
8. Keep the panel light away from the flames or heat sources.
9. The lights should be inspected repaired or special treatment if beyond service time.
10. Non-professionals are not allowed to disassemble and maintain the products. We have the right not to provide after-sale service if unauthorized disassembly and maintenance happens to the products.

9. Applications:

LED panel light was used widely, such as: Hotels, Conference / Meeting rooms, Factories & Offices, Commercial Purposes, Residential / Institution Buildings, Schools, Colleges & Universities, Hospitals and so on.

